





# 2021022 ITF GROWTHPOINT Seniors S.A. Nationals

## WD 65






### Box 1

				1.	2.	3.	4.
TSA521033	KZN		1. Jilda MANSON Anne FULLARD		5-7, 3-6	6-3, 3-6, 7-6	3-6, 3-6
TSA531014	GC		2. ROSANDA WHITTET Judy VILJOEN	7-5, 6-3		6-2, 6-3	2-6, 6-1, 4-6
TSA550082	GN		3. Cecilia ZIERVOGEL Louma DE BRUYN	3-6, 6-3, 6-7	2-6, 3-6		2-6, 6-4, 2-6
TSA540054	NW		4. Pumla XOTYENI Martella MEYER	6-3, 6-3	6-2, 1-6, 6-4	6-2, 4-6, 6-2	

#### Standings

	Points	Wins	Losses	Sets	Games
1. MEYER / XOTYENI	6	3	0	6 - 2 (75%)	31 - 22 (58.49%)
2. VILJOEN / WHITTET	4	2	1	5 - 2 (71.43%)	33 - 21 (61.11%)
3. FULLARD / MANSON	2	1	2	2 - 5 (28.57%)	24 - 34 (41.38%)
4. DE BRUYN / ZIERVOGEL	0	0	3	2 - 6 (25%)	22 - 33 (40%)

### Box 2

				1.	2.	3.	4.	5.
TSA540077	GC		1. Heather GROBLER Annelie CELLIERS		6-3, 6-4	6-4, 6-0	6-0, 6-2	6-2, 6-3
TSA510101	GN		2. Deliana SCHOEMAN Rina BOTMA	3-6, 4-6		6-4, 6-0	Opponent W/O	6-0, 6-0
TSA520030	GN		3. Elaine NELSON Tamzon DU PLESSIS	4-6, 0-6	4-6, 0-6		2-6, 2-6	2-6, 5-7
TSA530055	GN		4. Annamine JONKER Shirley ENGERS	0-6, 2-6	W/O	6-2, 6-2		3-6, 6-3, 7-6
TSA520059	EP		5. June SMITH Linda HOLLOWAY	2-6, 3-6	0-6, 0-6	6-2, 7-5	6-3, 3-6, 6-7	

#### Standings

	Points	Wins	Losses	Sets	Games
1. CELLIERS / GROBLER	8	4	0	8 - 0 (100%)	48 - 18 (72.73%)
2. BOTMA / SCHOEMAN	6	3	1	6 - 2 (75%)	31 - 16 (65.96%)
3. ENGERS / JONKER	4	2	2	4 - 5 (44.44%)	24 - 25 (48.98%)
4. HOLLOWAY / SMITH	2	1	3	3 - 6 (33.33%)	27 - 41 (39.71%)
5. DU PLESSIS / NELSON	0	0	4	0 - 8 (0%)	19 - 49 (27.94%)

### 1/2 Playoff

MEYER / XOTYENI

CELLIERS / GROBLER

CELLIERS / GROBLER

6-4, 6-0

### 3/4 Playoff

VILJOEN / WHITTET

BOTMA / SCHOEMAN

BOTMA / SCHOEMAN

7-6, 6-2

5/6 Playoff

FULLARD / MANSON	
ENGERS / JONKER	FULLARD / MANSON
	Walkover

7/8 Playoff

DE BRUYN / ZIERVOGEL	
HOLLOWAY / SMITH	DE BRUYN / ZIERVOGEL
	Walkover